



Coxlodge Allotment Newsletter



Allotment News

Security

To maintain site security please ensure that the double gates are kept locked.

The lock on the side gate is currently broken but please make sure that the gate is fully closed.

Drop Box

If you have any unwanted items that may be of use to other Plot holders, or there is something you want then advertise here by emailing or posting a letter in the shop post box.

Annual General Meeting

- Attendance was lower than the previous year.
There were opportunities to ask questions and receive answers.
- Documents from the AGM are available in the Allotment shop.
- The Committee were re-elected and K Page who was co-opted last year became an elected member.
- This year's Committee has been voted in as follows:

NAME	PLOT	RESPONSIBILITIES
Brian Lowrey	86	Chair & Shop Manager
Jenny Gibbons	25B/26B	Treasurer & Co-Secretary
Margaret Henderson	25B/26B	Letting Officer & Co-Secretary
Kev McKenzie	28B/57A	Pigeon Rep
Joan Heyland	69	Funding Officer
Paddy Heyland	69	Funding Officer
Andy Laidler	85	Rodent Control
Mark Hogarth	64	Committee Member
Kayleigh Page	41A	Committee Member

Shop News

The shop is open on Saturdays and Sundays 10am to 12pm.
There are plants for sale, please visit the shop to view the full range available. Please tell your friends and family about us too!

Individual Hanging Basket Plants

£1.20 each



Bidens Aurea



Surfinia Blue




Surfinia Snow White

Individual Bedding / hanging basket Plants

£2.20 for a tray of 9



Lobelia Sapphire




Pansy Matrix Mixed




Petunia Frenzy Mixed

Individual Bedding / hanging basket Plants

£1.90 for a tray of 6



Busy Lizzie Beacon Mix



Busy Lizzie Bright Red

Tasks at the allotment

June

- Harvest new season Early potatoes, Onions, Strawberries and Gooseberries.
- Sow seeds for salads and herbs.
- Plant out tender seedlings now the danger of frost has passed.
- Weed ruthlessly and water regularly.
- Net peas, cabbages and fruit bushes against birds.
- Watch for slugs, snails, cabbage white caterpillars, carrot flies and other harmful insects.

July

- Harvest French and Runner beans, Courgettes, Carrots, Beetroot, Onions and new potatoes.
- Pick cherries and Strawberries.
- Sow the last of the Beetroot and Peas for this year.
- Plant out Cabbages, Cauliflowers, Brussel sprouts, Broccoli and Kale for the autumn and winter.
- Water as often as you can to keep crops growing and to prevent them from bolting.
- Feed Tomatoes regularly and pinch outside shoots.
- Thin out Apples and Pears if it looks like there will be a bumper crop.

August

- Harvest last broad beans and first Sweetcorn, Tomatoes, Peppers, Chilies and Aubergines.
- Check French beans, Runner beans and Courgette and harvest them regularly.
- Pick Plums, Blackberries and first Apples and Pears.
- Sow last batch of Carrots and Turnips for this year.
- Feed Pumpkins.
- Dry out Garlic, Onions and Shallots so they can be stored for the winter.
- Check potatoes and tomatoes for signs of blight and spray in warm, humid weather.

Recommened Recipe - Rhubarb Eton Mess

Ingredients

Compote

3 tbsp Caster sugar
600g rhubarb (2cm pieces)
1 tsp rose water
500ml double cream
50g toasted, flaked almonds

Meringues

6 egg whites
340g caster sugar
¼ tsp salt

Method

1. First make the meringues. Preheat the oven to 140C/gas 1.
Line a baking tray with non-stick baking parchment.
In a very clean bowl whisk the egg whites until they form firm peaks.
Gradually mix in the sugar and salt and whisk well until the mixture is thick.
This should take about 8 minutes with an electric mixer.
2. Spoon the mixture into blobs on your baking tray
Make sure to leave large gaps between.
Bake for approx. 1 hour.
3. Meanwhile make the compote.
In a pan boil 75ml water, add the sugar and then the rhubarb when it starts bubbling.
Stir and let it cook for 5 minutes.
When the rhubarb is tender, remove from the heat.
Add the rose water and set aside.
4. For the mess, use a large bowl or 6 glasses.
Whip the cream until just soft.
Mix it with the rhubarb and mash in the meringues.
Serve with toasted, flaked almonds.

Fertiliser Information

Sulphate of Iron

Improves the habit of ericaceous plants – lowers PH – also supplies iron a major plant element. Base dressing (before sowing or planting) 3oz per sq yd. Work in to soil. Top dress established plants with 1oz per sq yd and work in to soil.

Sulphate of Ammonia

A quick acting general nitrogen fertilizer for use throughout the garden. Mainly used to give a rapid boost to established quick growing vegetables and salad crops. Gives a very effective spring tonic for shrubs, flowers and spring greens. Apply either dry or in water. Top dress established plants at 1oz per sq yd at 6 to 8 week intervals.

Blood Fish and Bone

For use on shrubs, flowers and vegetables. Use from early spring through to October. Before planting work 4oz per sq yd in to the soil. As a top dressing to established plants apply 2oz per sq yd at 6 to 8 week intervals.

Bonemeal

Slow release organic fertilizer for use all round the garden, use all year round but especially during the autumn, winter and spring. Especially good as a pre planting fertilizer for roses, shrubs and trees.

Vegetables benefit from high phosphate content especially peas, onions and root crops. As a base dressing prior to sowing work in 4oz per sq yd.

Sulphate of Potash

Quick release potash fertilizer. Use from March to August. Improves colour in vegetables and flowers also promotes flowers and fruit blossom. As a base dressing 4oz per sq yd prior to sowing. As a top dressing 2oz per sq yd round plants – hoe in.

Growmore

Traditional balanced garden fertilizer. Its granular form makes it easy and clean to apply. Use from early spring to October. Apply as a base dressing (before sowing and planting) at 4oz per sq yd. For potato crops apply at 6oz per sq yd prior to planting. As a top dressing apply around established plants at 2oz per sq yd – hoe in.

Superphosphate

Encourages strong roots on seedlings, rooted cuttings and transplants – also encourages early maturity of fruit. Can be used all year. Best used as a base fertilizer prior to sowing or planting at 2oz to sq yd. As a top dressing to established plants apply 2oz to sq yd

All of the fertilisers listed above are available to buy in our Allotment shop.